

heatilator[®]
The first name in fireplaces



Ion Series
direct vent gas fireplaces

Ion Series

direct vent gas fireplaces



modern
versatility

Take modern style to new places with the Ion gas fireplace series. At only 7-inches deep, these square, vertical and horizontal models can install in nearly any room—quicker and easier than other fireplaces. Two front color choices and an ambient backlighting option create a truly unique look in any environment.

Think differently about fire and take modern style to new places. It's all possible with the Ion series.

Features:

- Square, horizontal and vertical models
- Ambient LED backlighting option
- 2 front color options
- Up to 24,000 BTUs

Cover: Ion Horizontal with black Four Square front

Above: Ion Vertical with bronze Four Square front and LED backlighting


Personalize with Upgrades

Fronts

Showcase the fire within by selecting a front. The Four Square front adds sleek style and clean lines to your finished look.



Bronze



Black



Vertical in Bronze



Square in Bronze



Horizontal in Black

LED Backlighting

Multicolored LED backlighting adds impact to modern fires. This option provides six colors to enjoy with or without the flames.



Red



Amber



Lime Green



Cyan



Royal Blue



Light Purple

Black Glass Liner

Multiply the flames and intensify the fire with this standard fade resistant reflective black glass liner.



Ion Square with bronze Four Square front

IntelliFire™ Plus Ignition System

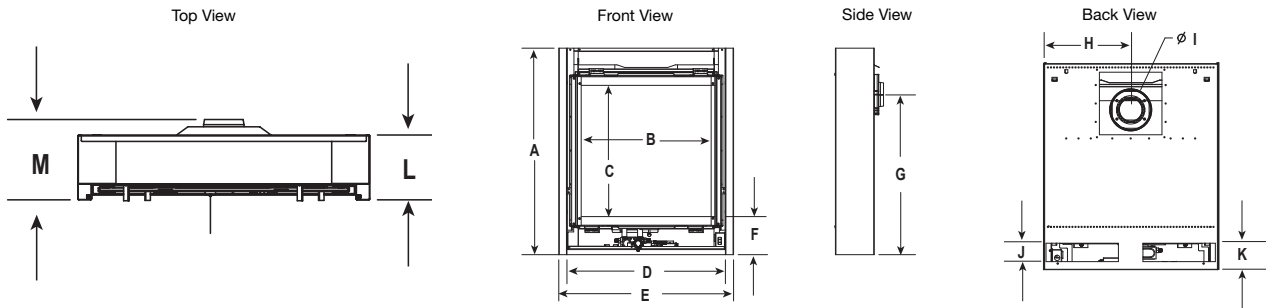
The IntelliFire™ Plus Ignition System (IPI Plus) is an advanced intermittent pilot ignition system with memory settings and a programmable wireless control. IPI Plus constantly monitors ignition, ensures safe functioning and conserves up to \$10/month in energy costs. To learn more, visit heatilator.com.

Direct Vent Technology

Direct Vent fireplaces remove 100% of combustion exhaust and odors outside of the home. These sealed fireplaces provide optimal heat, conserve energy and ensure clean, safe indoor air quality. To learn more, visit heatilator.com.

Technical Specifications

MODEL	FRONT WIDTH		BACK WIDTH		HEIGHT		DEPTH		VIEWING AREA	BTU/HR INPUT
	UNIT	FRAMING*	UNIT	FRAMING*	UNIT	FRAMING*	UNIT	FRAMING*		
Ion Vertical	19-1/4" [489]	20-1/8" [511]	19-1/4" [489]	20-1/8" [511]	36-1/8" [918]	43-1/8" [1095]	6-3/8" [162]	2-5/8" [67]	12" x 24" [305 x 610]	8,200-14,250 NG 8,500-13,350 LP
Ion Square	28-1/2" [724]	29-3/8" [746]	28-1/2" [724]	29-3/8" [746]	33-5/8" [854]	40-1/2" [1029]	6-3/8" [162]	2-5/8" [67]	21-1/8" x 21-3/8" [537 x 543]	10,900-18,800 NG 10,800-18,950 LP
Ion Horizontal	38-1/4" [972]	39-3/8" [1000]	38-1/4" [972]	39-3/8" [1000]	29-1/8" [740]	39 [991]	6-3/8" [162]	2-5/8" [67]	31" x 17" [787 x 432]	12,700-24,000 NG 10,850-20,000 LP



MODEL	A	B	C	D	E	F	G	H	I	J	K	L	M
Ion Vertical	36-1/8" [918]	12" [305]	24" [610]	16-5/8" [422]	19-1/4" [489]	6-1/8" [156]	28-1/2" [724]	9-5/8" [245]	6-5/8" [168]	3" [76]	4-1/4" [108]	6-3/8" [162]	7-7/8" [200]
Ion Square	33-5/8" [854]	21-1/8" [537]	21-3/8" [543]	25-3/4" [654]	28-1/2" [724]	6-1/4" [159]	26" [660]	14-1/4" [362]	6-5/8" [168]	3" [76]	4-5/16" [109]	6-3/8" [162]	7-7/8" [200]
Ion Horizontal	29-1/8" [740]	31" [787]	17" [432]	35-5/8" [905]	38-1/4" [972]	6-1/8" [156]	21-1/2" [546]	19-1/8" [486]	6-5/8" [168]	3" [76]	4-3/16" [106]	6-3/8" [162]	7-7/8" [200]

U.S. Efficiencies

Steady State - Since most homeowners use their fireplaces for an extended time while they are in the room, Steady State measures how efficiently your fireplace converts fuel to heat once it is warmed up and running in a "steady state".

AFUE - AFUE rating is more typically used with appliances, like your furnace, that continually cycle on and off to maintain a constant temperature.

Canada Efficiencies

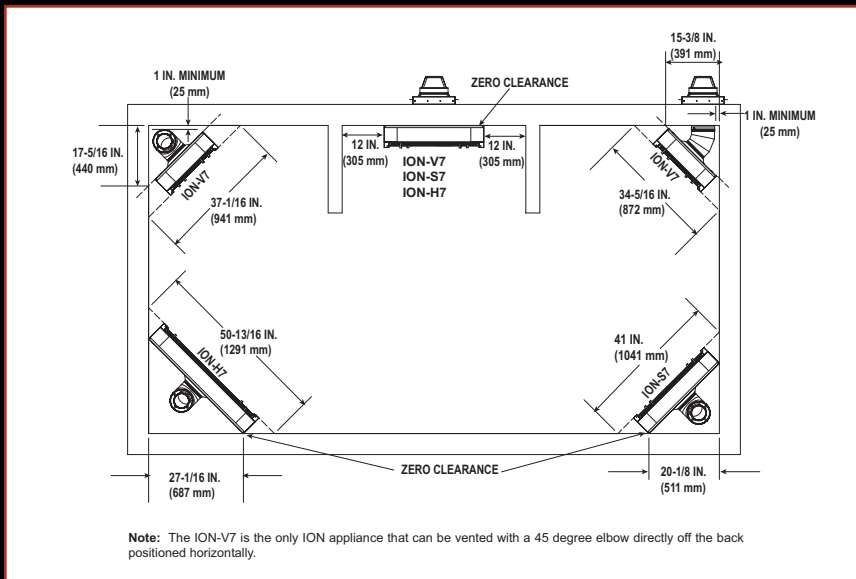
EnerGuide (CSA P.4.1-02) - EnerGuide is a rating used in Canada to measure annual fireplace efficiency.

*Requires purchase of optional in-wall installation kit

Rating	Ion Vertical	Ion Square	Ion Horizontal
Steady State	63.7% (NG)	63% (NG)	68.4% (NG)
AFUE	61.8% (NG)	62.7% (NG)	66.3% (NG)

Rating	Ion Vertical	Ion Square	Ion Horizontal
CSA P.4.1-02	60.2% (NG)	64.5% (NG)	67.5% (NG)

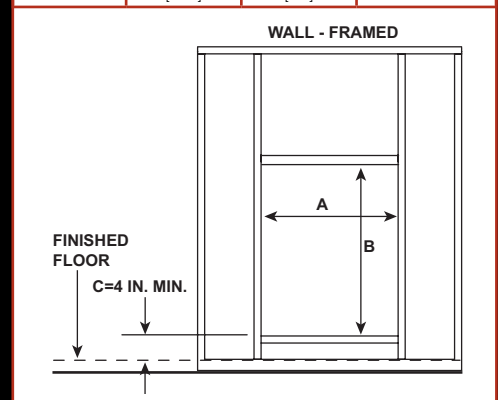
Clearances



The rough framing dimensions shown represent the distance from stud to stud only and do not take into consideration the addition of drywall. Please refer to installation instructions for complete specifications and drawings when installing this product. Go to heatilator.com to download.

Framing

MODEL	A	B	C
Ion Vertical	20-1/8" [511]	43-1/8" [1095]	4" min.
Ion Square	29-3/8" [746]	40-1/2" [1029]	4" min.
Ion Horizontal	39-3/8" [1000]	39 [991]	4" min.



Available From

heatilator
The first name in fireplaces

800-927-6841 | heatilator.com
[facebook.com/heatilator](https://www.facebook.com/heatilator)
twitter.com/Heatilator
[youtube.com/HeatilatorFireplaces](https://www.youtube.com/HeatilatorFireplaces)

HTL-1093U-0315

Limited Lifetime Warranty*

The strongest in the industry, Heatilator provides a limited lifetime warranty on gas-burning products of the most important aspects: firebox and heat exchanger.

*For full warranty details go to heatilator.com.

The information provided in this literature is for planning purposes only and subject to change. Please consult the installation manual for actual installation. Actual product appearance may differ from product images.

Fireplace glass and other surfaces get extremely HOT and can cause severe burns if touched. Do not remove the protective safety screen from the front of the glass. Keep a safe distance away. To learn more visit www.heatilator.com/fireplacesafety.

